

The Red Review

14-15 March Vol. 7

clarksonpublicschools.org

From the Administrator's Desk

By Rich Lemburg

As we head into March we are preparing for the final stretch of the school year. The cold winter months are hopefully behind us and we can look forward to some moisture and warmer weather this spring.

As we start the 4th quarter, we are finishing up our first full year of our 1:1 computer initiative for grades 7-12. It has been a great experience for the students to have access to their computers on a 24/7 basis as it opens up many educational opportunities. As our school district continues down the 1:1 pathway you will start to see changes to your child's educational process and you will start to learn terminology as Flipped Classrooms, Blended Learning, Blogging and many other terms. Technology is having a major impact on our world today and the world of education needs to be on the forefront of adapting to the changes and using these new modems help to educate our children on how to learn, live and succeed in a 21st Century life.

A reminder for those who signed up that Drivers Education will be starting on Sunday, March 8th. Paperwork was sent home with in January to eligible students and Mr. McDuffee has set up his classroom schedule for three consecutive Sunday's in March. This timeline allows him to get the 20 hours of classroom time in during school time and allows Mr. McDuffee to set up and schedule the six hours of driving time for the summer.

As the 4th quarter begins we are in high preparation mode for the 2015-16 school year. In the January newsletter I talked about starting work on a schedule for next year. Besides the schedule, we are currently putting the finishing touches on 2015-2016 school calendar. We will be pushing the start of school back a little and right now it looking like we will be starting school sometime during the week of August 17th. This is also the time of the year where we adjust and update upcoming athletic schedules, get ready for pre-school open houses, kindergarten round-ups, prep for summer work projects and many other tasks.

Wes Pokorny Receives Nebraska VFW K - 5 Teacher of the Year

Wes Pokorny, teacher at Clarkson Public Schools, has received the Nebraska 2014 Smart/Maher VFW Citizenship Education Teacher Award for grades K - 5. Wes has taught kindergarten in the Clarkson Public School system for twenty years. This award is given to those teachers who promote civic responsibility, flag etiquette, and patriotism.

Wes teaches the youngest of the students an appreciation for the service that our veterans have provided to our country. He encourages each student to thank those veterans who help with the annual Veteran's Day Ceremonies. In addition, he uses innovative teaching strategies to teach his students' appreciation for the environment and how to be good citizens and stewards of their environment.

VFW Post 4863 and the Ladies Auxiliary of Schuyler sponsored Wes in the local, district, and state competitions. He will receive his state award at the state competition held in June. His nomination will now be forwarded the national completion. Good Luck Wes Pokorny!



Wes is pictured with his 2014-2015 Kindergarten class at Clarkson Public Schools.

The Red Review is a monthly publication of the
Clarkson Public Schools,
PO Box 140, Clarkson NE 68629

The Board of Education

Mark Gall, President

Rob Brabec, Vice President

Cari Janousek, Sec/Treas.

Rich Lemburg, Superintendent/Principal

Doris Studnicka, Member

LuAnn Dinslage, Member

Tom Hamernik, Member

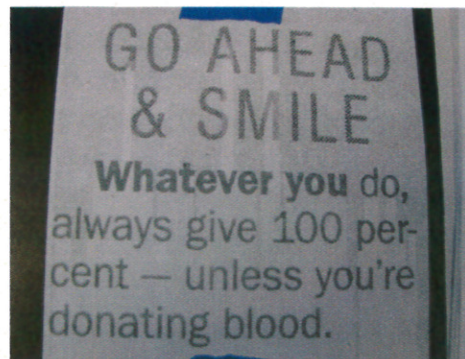
Kindergarten News

By Mr. Pokorny

Do you Tweet? Do you want to be kept up to date on the happenings in the Kindergarten room? If the answer to any of those questions is yes please give @CHSKindergarten a follow. We try to post our daily highlights to our Twitter feed. We encourage our followers to ask us questions about what we are doing. Now we can even post video of what we are learning about! If you are not on Twitter it is easy just go to the app and follow the directions. Please don't be afraid of it. It is a great way to connect and be kept up to date with what we are doing. It will also help parents start the conversation "What did you do in school today?" We currently have 128 followers let see if we can't bump that up to at least 150 by Spring!

National Honor Society Hosts Blood Drive

NHS members sponsored a community drive on Friday, February 6th. The Red Cross was able to collect 81 units of blood! Thank you to students, staff and community members that donated blood. High school students that presented to donate blood included: Alyssa Novotny, Triston Palensky, Shelby Paprocki, Rachel Rupprecht, Austin McAuliffe, Alex Novotny, Jonathan Langdon, Andrew Novotny, Paxten Indra, Cydnie Ross, Tanner Norman, and Marissa Heins. Thank you to canteen nurses, Presbyterian women who worked the canteen and prepared and donated food. NHS members – you did a great job!



NHS students having fun after the blood drive.

Pop Tabs Contest For Elementary Students

It is that time of year again when the Clarkson Women's Club will be doing a pop tab contest for the elementary students. The contest helps raise money for the Ronald McDonald House and will run through the end of March. The club will give prizes to the classroom with the most weight in tabs. Please help out your elementary students collect the tabs and bring them to school! Good Luck to all grades!


Science News

By Suzanne Beeson

Despite the winter blahs, science students are still grinding away at the curriculum. Physics students are grasping the momentum collision theorem, chemistry students are going in depth with the states of matter, while anatomy and physiology students just finished a unit on the nervous system before beginning a unit on somatic senses. The Biology students are getting ready to study genetics. They were to compare some of their genetic traits with their families, so if they haven't done so yet, give them a reminder. Physical Science students are finally doing some chemistry, while 8th graders are focused on the Earth, Moon and Sun systems. Ask them to identify the phase of the Moon for you!



Jessilyn Sayers, Camille Koehn, Dwight Brabec, and Austin McAuliffe wait to help donors with friendly faces.



News and Notes from the Social Science Dept.

By Bob McEvoy

The Third Quarter has been a challenging, successful and fast moving time for the Social Science Department! Here are a few of our highlights from early 2015:

-American History- This class has recently discussed WWI, The Roaring 20's, and the Great Depression Eras of U.S. History. We now enter the early 1940's and the challenge of "The Great War" that would change the course of American History forever. The students will soon understand that the following "Cold War" period may turn out to be the most dangerous time period yet. As we move through new wars, conflicts and social change that would shape 20th Century America for the new Millennium.


-7th Grade Civics- This group has been given an introductory look into our county, our government, and our uniquely American way of life. There is an emphasis on patriotism, civic duty, and the rights and responsibilities of being a citizen of the United States, while also learning the basic foundations of how the Constitution and Democracy affect our everyday lives with the 27 Amendments and the role of the Three Branches of Government.

-American Government- This upper level course is taught in conjunction with 7th Grade civics with a deeper look into the inner-workings of the three branches, the electoral process, and preparation for becoming an informed member of the voting population. The class just spent three chapters on the U.S. Congress and the journey of how a bill becomes a law. We will soon be moving on to the executive branch of the Presidency.

-World Geography- The goal is for each student to carry with them a working knowledge of our U.S. Geography in relationship to the World Geography that surrounds us. In the end, they will have covered the globe with the goal being that they continue to compare and contrast our America to other countries and lifestyles around the world.

-Current Issues- These students have spent their time discussing the many different problems and solutions we face in our modern society through news, documentaries, and their own reflections on the world we live in. They also continue to work on building their own personal time capsule for the entire school year. This project will include many news stories and journal entries and reflections that they will someday look back on to see what the world was like in 2014-2015.

Thank you for taking a look into our corner of the building, and here's hoping for continued success in 2015 for all of our students and athletes. Go Patriots!!!



Counselor's Corner

By Jennifer Kappel

EducationQuest Foundation College Planning Bulletin

What happens after you submit the FAFSA?

If you submitted your FAFSA (Free Application for Federal Student Aid), here's what will happen next:

- (1) Expect your SAR: You will receive a Student Aid Report (SAR) acknowledging that your form was processed. Review your SAR for accuracy. If changes are needed, make them at fafsa.gov
- (2) Did you use IRS Data Retrieval? If you did not use IRS Data Retrieval to provide income tax information on your FAFSA, we encourage you to update your FAFSA at fafsa.gov and use the IRS Data Retrieval process. Information on this is available on the EducationQuest website. If you don't use IRS Data Retrieval, your college(s) may require you to provide a copy of your IRS tax transcript.
- (3) Expect a financial aid award notification: The colleges you listed on the FAFSA will send you a financial aid award notification (by mail or electronically) detailing the assistance they're offering. They may offer a combination of scholarships, grants, work-study and student loans. Respond to each notification (most students accept all award packages until they make their final college selections).

(4) Keep looking for scholarships! Many local, state and national scholarships have deadlines in March, April and May. For local and state scholarships, visit ScholarshipQuest at EducationQuest.org

Juniors: It's time to start your campus visits!

Start looking at colleges your junior year so you can narrow your choices by the time you're a senior. If your school has a spring break, that's a perfect time to schedule a campus visit.

Follow these tips:

*Explore your career interests: Before you determine which colleges to visit, think about your career interests and then research colleges that fit your interests. Visit the Exploring Careers section at EducationQuest.org for free resources.

*Check out college websites: You'll find admission requirements, academic and social information, and campus photos or a virtual tour. You may even be able to schedule a campus visit.

*Schedule your visits at least two weeks in advance: Ask for appointments with an admissions representative, financial aid counselor, and a faculty member in your area of interest.

*Visit while the colleges are in session: You won't get the true flavor during breaks or finals week.

*Be prepared with questions to ask: It's important for YOU to ask questions, not just your mom or dad.

*Talk to a faculty member about upper-level classes in your anticipated major. This will help you understand the coursework that will be required and the degree of difficulty.

*Ask the financial aid counselor how the college may offset tuition costs and about college-based scholarship applications and deadlines.

Helpful resources at EducationQuest.org

The "Selecting a College" section walks you through college selection steps.

The "About Nebraska Colleges" section provides cost and contact information for Nebraska colleges.

"College Profiles" has information about colleges in Nebraska and across the country.

Don't forget to apply for EducationQuest's Scavenger Hunt Scholarship!

Apply by March 31st for EducationQuest's Scavenger Hunt Scholarship! You could earn \$500 toward your college education! Here's how it works:

1. If you haven't already, complete a profile in ScholarshipQuest at EducationQuest.org. ScholarshipQuest is a scholarship search tool with over 2,000 Nebraska-based awards.
2. If you are a Nebraska resident in grades 9-12, you will see the EducationQuest Scavenger Hunt Scholarship as one of the scholarships that will appear on your results page.
3. "Scavenge" around the EducationQuest website to find answers to questions in a survey.

EducationQuest will draw a winner from those who answer all questions correctly. The winner will receive \$500 to invest in a NEST 529 College Savings Plan.

March "To Do" List

Seniors

_____ If you haven't already, complete your FAFSA – www.fafsa.gov

_____ Expect financial aid award notifications during March and April.

_____ Continue applying for scholarships.

Juniors

_____ Register by March 13th for the April 18th ACT (www.actstudent.org)

_____ Register by April 6th for the May 2nd SAT (sat.collegeboard.org)

_____ Schedule campus visits.

"WALK FOR THE CURES" Fundraiser

The "WALK FOR THE CURES" will be hosting a fundraiser during the Alumni Games on Saturday, March 28th.

All proceeds will go to the "WALK FOR THE CURES" event to be held on Friday, April 10th at the Clarkson High School.

From the Desk of Mr. Bailey Industrial Technology

It is really hard to believe that the year is winding down. Here is an update on what your kids are doing in shop classes. Our two manufacturing classes came up with a great idea to show off what our 3D Printer can do. We are currently designing scaled models of all the businesses on Main Street. The kids have taken several snap shots of the business district so we can see what we need to construct. All of the fronts of the buildings are created with the 3D Printer. The girls are painting them and the boys are cutting/building the backs of the businesses. We have around ten students working on this project. We will try to set it out during awards night. It is big.

The construction class is waiting for good weather (knock on wood) so we can finish up the Lifeskills House & Pokorny's pergola (next to the practice football field). At this very moment, they are sanding and staining all of the interior closet and bedroom doors. The inside is just about complete, so when our weather improves we will get outside to finish up the siding and handicap ramps.

The younger students in our 6th period manufacturing class are working on a playhouse for someone in the community. This is great experience for these kids and they are working their tails off. They have done a Super job. Once the roof is done we will push it outside & finish it up.

We just started February 20th with the 8th grade students. It was quite a shock when they all walked through the door. There are 15 eighth graders with only three boys. I am looking forward to the challenge because this age group

is one of my favorites. They are so eager to learn which brings hard work and enthusiasm to the class. I divided them up into 5 groups of 3 with each group having about 2 weeks to complete their assigned projects. Some of the areas they will be involved with include the 3D Printer, CNC Wood Router, T-Shirt design, sandblasting and engraving, plus heat transfer for sublimation. It should be a great 12 weeks with them.

Some other things the students are involved with are designing, programming, & constructing remote controlled Robots & RC racecars. This is a great learning experience but it can be very difficult, lots of trial and error.

There is one thing I really want to do this summer. It is to offer a night class in technology. I don't have any particulars but I need to see if there would be any interest from the community. You would get the opportunity to learn how a 3D printer works, create awesome wood signs on the CNC Shark Router, learn how to engrave/sandblast glass, do some hydrographics water dipping on some materials. We also made a drone with the 3D printer and it is just about ready for take off. If you are interested in this technology please email me at the following address: dbailey@esu7.org. Leave your name, phone number, & address so I can contact you.

There would be a class fee for consumables, which I can decide when I know we are having the class. I would like to offer the class 2 days a week for 6-8 weeks in the summer with a class time of 1 1/2 hrs. The biggest problem we have is that the machines take a long time to operate so the class would have to be limited in size. So email right away or leave me a text on my cell phone 402-640-1791.

Thanks & Take Care, Mr. Bailey



Prom will be held March 21st, 2015 at the Opera House. The doors will open to the public at 7:45 pm, with the Grand March beginning about 15 minutes later. Pictures may be taken following the Parent's Dance. Only those attending the Prom will be allowed to enter the Opera House before 7:45.

Middle School Parents[®]

March 2015
Vol. 18, No. 7

Title I Program
Educational Service Unit #7

still make the difference!



Three research-proven ways parents can support education

When your middle schooler was younger, you may have volunteered in his class, hovered as he did his homework each night and forged close ties with his school. But now that he's growing and changing, your approach to school involvement may need to change, too.

Research shows that middle schoolers still benefit from their parents being involved in their schooling. But at this age, the things parents do *at home* are twice as effective at supporting their middle schooler's schooling as, say, chaperoning a class trip. Research suggests three effective things parents can do:

1. Communicate expectations.

Simply telling your middle schooler

that you expect him to work hard and be successful in school can be a powerful motivator.

2. Expand on what's being taught.

Encouraging your child to take what he's learning in school (such as math) and apply it to his everyday life (such as sticking to a budget at the mall) can help him see why education matters.

3. Talk about the future.

Does your child want to be a veterinarian? Does he imagine a career in fashion? Help him investigate the education and training necessary to prepare for careers that interest him. Remind your middle schooler that a solid education is his ticket to achieving any goal.

Source: D. Viadero, "Scholars: Parent-School Ties Should Shift in Teen Years," Education Week, niswc.com/parent_shift.

Help your middle schooler develop leadership skills



Many people think of a leader as someone who gives direction. To some extent, that is true. But true

leadership has more to do with listening, learning and being an example.

Leadership skills can help children achieve in school and in life. To promote leadership traits in your child, encourage her to be:

- **Caring.** Effective leaders look for someone who needs help and they offer it.
- **Open to new ideas.** Leaders know they don't know it all. They always listen to others.
- **Organized.** Leaders plan ahead. They know that leaving projects to the last minute usually produces poor results.
- **Optimistic.** Leaders trust the people they work with. They are enthusiastic. They expect things to go right and because of their leadership, things usually do.
- **Flexible.** Leaders don't get stuck in the rut of doing everything the same way every time. They are willing to try new things.

Source: B.A. Lewis, *What Do You Stand For? For Teens: A Guide to Building Character*, Free Spirit Publishing.

It Matters: Reading

Talking with your child promotes reading skills



Did you know that each time you talk with your child, you promote reading skills? Talking builds vocabulary, language abilities and interest in reading.

Here are some things to discuss with your child:


- **Everyday events.** Visit new places and use new words. You might say, "Look at that huge *backhoe*! I wonder what they are building."
- **Books.** Ask her about what she is reading. Tell her about books you love. When her friends stop by, start conversations about books.
- **Characters.** Do any of them remind your child of herself? What would she do in their shoes? Can she guess what might happen to them later in the story? What if they had made different choices? How might the ending be different?
- **Questions.** Wonder about things, such as, "Why don't clouds fall out of the sky?" Brainstorm, and then read to find the answer.
- **Words.** Choose a "Word of the Day." Look up its meaning in the dictionary. Challenge each family member to use it three times that day. At night, review how you did.

Play word games, such as "Dictionary." One person finds a strange word in the dictionary. Everyone else guesses what it means. Take turns picking words.

Build interest in reading by being a reading role model

Children who see their parents reading usually grow up to be readers themselves. Show your child that reading is important to you by doing these things:

- **Let your child see you reading every day.** Pick up a newspaper, magazine or a book. Your child will see that reading is important to you, and will want to read, too.
- **Tell your child why you're reading—for information, to check out something you think you know. Or you may be reading just for fun.**
- **Look up a word in the dictionary if you come across one you are unsure of.** Ask your child if he knows the meaning of the word.
- **Read aloud to your child.** When you come across something you think your child might find interesting, read a small part of it to him. He may be motivated to finish reading it himself.



- **Get your own library card and use it.** When you take your child to the library, find something to check out for yourself.
- **Join your child.** When you see your child reading, pick up something to read yourself and bring a snack to share.
- **Give books as gifts.** Show your child that books are valuable to you by giving them as gifts. Encourage your child to give his friends books as gifts, too.

Six simple ways to help your child practice reading aloud



Children are expected to read aloud frequently in school and for many children it's a skill they must practice to be good at. It's easy to find ways to read aloud if you think about it:

1. **Ask your child to read a recipe to you while you are cooking.**
2. **Ask an older child to read to a younger child.**
3. **Take turns reading aloud while you and your child read together.**
4. **Invite family members to bring a book to the dinner table once a week and read a favorite section to the entire family.**
5. **Ask your child to read aloud from a library book while you are riding in the car. Everyone in the family can take turns reading aloud on a long trip.**
6. **Have your child read you the weather report from the newspaper or a weather app each morning before school.**



Clarkson Public Schools Lunch Menu

Menu Subject to change.



March

2015

Sunday	Monday	Tuesday	Wednesday	Thursday	Friday	Saturday
01	02 B-chicken patty/bun L-Fiestada pizza	03 B-combos L-Oriental chicken	04 B-egg sausage biscuit L-sub sandwich	05 B-sausage pizza L-chicken tenders	06 NO SCHOOL	07
08	09 B-pancake sausage bites L-pizza crunchers	10 B-French toast L-pork steak	11 B-homemade burrito L-cheeseburger casserole	12 B-pizza bagels L-chicken nuggets	13 NO SCHOOL	14
15	16 B-biscuits & gravy L-chicken quesadilla	17 B-egg ham bagel L-hamburgers	18 B-omelet & sausage L-breakfast for lunch	19 B-hot pocket L-tacos	20 B-Clarkson Bakery roll L-cheese pizza	21
22	23 B-sausage egg English muffin L-BBQ pork	24 B-burrito L-chicken taco	25 B-breakfast roller dogs L-spaghetti	26 B-tornado L-roasted chicken	27 B-French toast L-cheese calzonette	28
29	30 B-ham egg croissant L-meatball sub	31 B-omelet & sausage L-chicken & gravy	01	02	03	04
05	06	07	08	09	10	11

Calendar Events March 2015

Sun	Mon	Tue	Wed	Thur	Fri	Sat
1	2	3	4	5	6	7
	Boys Basketball Districts, TBA PreK-12 grade Nurse Checks	HFA District CDE Contest at CCC FCCIA Meeting 7:00 p.m. in Leigh PreK-12 grade Nurse Checks		Girls Basketball State Tournament	Girls Basketball State Tournament NO SCHOOL - Spring Break	Girls Basketball State Tournament
8	9	10	11	12	13	14
Drivers Ed Course 12:00-7:30 p.m.	School Board Meeting			PreK-12 teacher meeting 7:45 a.m. Boys Basketball State Tournament End of 3rd Quarter	Boys Basketball State Tournament NO SCHOOL - Spring Break	Boys Basketball State Tournament
15	16	17	18	19	20	21
Drivers Ed Course 12:00-7:30 p.m.		District Speech at Humphrey High			High School Teacher Meeting 7:45 a.m.	Prom
22	23	24	25	26	27	28
Drivers Ed Course 12:00-6:30 p.m.	1:00 Dismissal (Teacher in-service)	PreK - 6 Spring Concert 7:00 p.m.	Newsletter article deadline	Spring Activity Pictures and PreK - 6 Spring Pictures	State Speech at Kearney Alumni BB & VB	Class D Honor Band & Choir Alumni BB & VB
29	30	31				
	EHC Quiz Bowl at Humphrey	HS track invite 1:00 at Stanton				

Clarkson Public Schools
PO Box 140
Clarkson NE 68629

The Clarkson Public School does not discriminate on the basis of race, color, religion, national or ethnic origin, sex, marital status, age or disabilities in admission or access to, or treatment or employment in, its programs or activities.